

# GAMMON SEAPORT INFRASTRUCTURE LIMITED

## DIRECTORS' REPORT

To  
The Shareholders of  
**Gammon Seaport Infrastructure Limited**

Your Directors have pleasure in submitting their Eleventh Annual Report together with the Audited Accounts of the Company, for the financial year ended March 31, 2021.

### FINANCIAL HIGHLIGHTS

During the year the Company has reported a net loss of Rs. 15,620 (Previous year loss of Rs.75,14,820/-).

### DIVIDEND/TRANSFER TO RESERVE(S)

In view of loss during the year, the Directors have not recommended any dividend for the financial year under review. No amount is transferred to any reserve.

### SHARE CAPITAL

The paid-up capital of the Company is Rs.5,00,000/-, divided into 50,000 Equity Shares of Rs.10/- each.

During the year under review, the Company has not issued shares nor has granted any stock option or sweat equity.

### NUMBER OF MEETINGS OF THE BOARD

During the year under review, 5 (five) Board Meetings were duly convened and held on 27/07/2021, 04/09/2020, 09/11/2020, 18/01/2020 and 16/03/2021 and the intervening gap between any two meetings was within the period prescribed under the Companies Act, 2013. Details of attendance by each Director at the said Board meetings are as under :

| Name of Director(s)       | Number of Meetings held | Attended |
|---------------------------|-------------------------|----------|
| Mr. Ravindra C Desai      | 5                       | 5        |
| Mr. Gajendra Kakde*       | 2                       | 2        |
| Mr. Jitendra Patil*       | 1                       | 1        |
| Mr. Kaushal Shah*         | 4                       | 4        |
| Mr. Mineel Madhukar Mali+ | 4                       | 4        |

\* Appointed as Additional Directors w.e.f. 18/01/2021 & 16/03/2021 respectively

\* Resigned w.e.f. 18/01/2021 & 16/03/2021 respectively

Registered Office: 3<sup>rd</sup> Floor, 3/8 Hamilton House, J.N. Heradia Marg, Ballard Estate, Mumbai-400038, Tel.: 91 – 22 – 67487200. Fax: 91 – 22 – 67487201

CIN-U74990MH2009PLC194663

# **GAMMON SEAPORT INFRASTRUCTURE LIMITED**

## **CHANGE IN THE NATURE OF BUSINESS**

There has been no change in the nature of business during the year under review.

## **SUBSIDIARIES/ASSOCIATES/JOINT VENTURES**

The Company does not have any subsidiary/associate or Joint Venture

## **EXTRACT OF ANNUAL RETURN**

The details forming part of the extracts of Annual Return in Form MGT-9 as per Section 92 of the Companies Act, 2013 is annexure herewith as **Annexure "A"**.

## **DIRECTORS**

In accordance with the provisions of the Companies Act, 2013, Mr. Ravindra Desai retires by rotation and being eligible offers himself for re-appointment.

The Board of Directors presently is comprised of three professional directors namely Mr. Ravindra C Desai, Mr. Gajendra Kakde and Mr. Jitendra Patil.

## **KEY MANAGERIAL PERSONNEL**

The provisions with respect to appointment of any Key Managerial Personnel do not apply to the Company.

## **DEPOSITS**

During the current year under review, your Company has not accepted any deposits covered under Chapter V of the Companies Act, 2013.

## **PARTICULARS OF LOANS, GUARANTEES AND INVESTMENTS**

During the under review, the Company did not grant any loan or made any investments or provide any guarantee as covered under the provisions of section 186 of the Companies Act, 2013.

## **RELATED PARTY TRANSACTIONS**

The Company has not made any related party transactions covered under the provisions of Section 188 of the Companies Act, 2013 hence prescribed Form AOC-2 is not applicable.

Registered Office: 3<sup>rd</sup> Floor, 3/8 Hamilton House, J.N. Heradia Marg, Ballard Estate, Mumbai-400038, Tel.: 91 – 22 – 67487200. Fax: 91 – 22 – 67487201  
CIN-U74990MH2009PLC194663

# **GAMMON SEAPORT INFRASTRUCTURE LIMITED**

## **SIGNIFICANT AND MATERIAL ORDERS PASSED BY THE REGULATIONS OR COURTS**

There are no significant and material orders passed by the Regulators or Courts or Tribunals which would impact the going concern status of the Company and its future operations.

## **DIRECTORS' RESPONSIBILITY STATEMENT**

Pursuant to the requirement of Section 134(5) of the Companies Act, 2013, the Directors to the best of their knowledge and ability confirm that –

- (i) in the preparation of annual accounts, the applicable accounting standards have been followed along with proper explanation relating to material departures;
- (ii) the Directors had selected such accounting policies and applied them consistently and made judgments and estimates that are reasonable and prudent so as to give a true and fair view of the state of affairs of the Company at the end of the financial year and of profit and loss of the Company for that period;
- (iii) the Directors had taken proper and sufficient care for the maintenance of adequate accounting records in accordance with the provisions of this Act for safeguarding the assets of the Company and for preventing and detecting fraud and other irregularities;
- (iv) the Directors had prepared the annual accounts on a going concern basis; and
- (v) the Directors had devised proper systems to ensure compliance with the provisions of all applicable laws and that such systems were adequate and operating effectively.

## **PARTICULARS OF EMPLOYEES**

There are no particulars to be disclosed under Rule 5(2) of the Companies (Appointment and Remuneration of Managerial personnel) Rules, 2014.

## **STATUTORY AUDITOR & AUDITOR'S REPORT**

M/s. S.V. Yadav And Associates, Chartered Accounts, Statutory Auditors of the Company holds office until the conclusion of 17<sup>th</sup> Annual General Meeting. The Company has obtained written consent and letter confirming eligibility from M/s.

Registered Office: 3<sup>rd</sup> Floor, 3/8 Hamilton House, J.N. Heradia Marg, Ballard Estate, Mumbai-400038, Tel.: 91 – 22 – 67487200. Fax: 91 – 22 – 67487201  
CIN-U74990MH2009PLC194663

# **GAMMON SEAPORT INFRASTRUCTURE LIMITED**

S.V. Yadav Associates. Members are requested to appoint Auditors and fix their remuneration.

In the opinion of the Board, the observations made by the Auditors are self-explanatory and do not require any further clarification from the Board.

## **CORPORATE SOCIAL RESPONSIBILITY (CSR)**

Provisions of the Companies Act, 2013 related to CSR do not apply to the Company as the Company does not meet profit, turnover or net worth criteria prescribed in this regard.

## **CONVERSION OF ENERGY, TECHNOLOGY ABSORPTION, FOREIGN EXCHANGE EARNINGS & OUTGO**

In view of the nature of business activities currently being carried out by the Company, your Directors had nothing to report with respect to Conservation of Energy and Technology Absorption as required under Section 134(3)(m) of the Companies Act, 2013 read with Rule 8 of the Companies (Accounts) Rules, 2014. The Company has neither earned nor spent any foreign exchange during the Period.

## **MATERIAL CHANGES AND COMMITMENTS**

No material change and commitments affecting financial position of the Company occurred between the end of financial year and the date of this report.

## **RISK MANAGEMENT**

The Company has not developed and implemented a formal risk management policy for the Company. However, the Board of Directors periodically as a part of its review of the business consider and discuss the external and internal risk factors like Government policies, macro and micro economy factors, Company financials and operations related specific factors, foreign currency rate fluctuations and related matters that may threaten the existence of the Company.

The Board is of the opinion that there are no major risks affecting the existences of the Company.

## **INTERNAL FINANCIAL CONTROLS & THEIR ADEQUACY**

Your Company's internal control systems with reference to financial statements commensurate with the nature and size of its business operations. Your Company has adequate internal financial controls in place to ensure safeguarding of its assets, prevention of frauds and errors, protection against loss from authorized use

Registered Office: 3<sup>rd</sup> Floor, 3/8 Hamilton House, J.N. Heradia Marg, Ballard Estate, Mumbai-400038, Tel.: 91 – 22 – 67487200. Fax: 91 – 22 – 67487201  
CIN-U74990MH2009PLC194663

# GAMMON SEAPORT INFRASTRUCTURE LIMITED

or disposition and the transactions are authorized, recorded and reported diligently in the Financial Statements.


## DISCLOSURE ON WOMEN AT WORKPLACE

Provisions of Sexual Harassment of Women at Workplace (Prevention, Prohibition & Redressal) Act, 2013 do not apply to the Company as there was no women employed by the Company.


## ACKNOWLEDGMENT

The Directors acknowledge with gratitude the co-operation and support received from the Company's Bankers. They wish to place on record their sincere appreciation of the services rendered by all members of staff and employees of the Company.

**FOR AND ON BEHALF OF THE BOARD  
GAMMON SEAPORT INFRASTRUCTURE LIMITED**



Ravindra Desai  
Director  
DIN-07669211



Jitendra Patil  
Director  
DIN-09011804

Place : Mumbai  
Date : October 4, 2021

Registered Office: 3<sup>rd</sup> Floor, 3/8 Hamilton House, J.N. Heradia Marg, Ballard Estate, Mumbai-400038, Tel.: 91 – 22 – 67487200. Fax: 91 – 22 – 67487201  
CIN-U74990MH2009PLC194663

## ANNEXURE A

### Form No. MGT-9

EXTRACT OF ANNUAL RETURN AS ON THE FINANCIAL YEAR ENDED ON 31.03.2021

*[Pursuant to section 92(3) of the Companies Act, 2013 and rule 12(1) of the Companies (Management and Administration) Rules, 2014]*

#### I. REGISTRATION AND OTHER DETAILS:

|      |   |   |
|------|---|---|
| i.   | CIN   | U74990MH2009PLC194663   |
| ii.  | Registration Date   | 05/08/2009  |
| iii. | Name of the Company   | Gammon Seaport Infrastructure Limited   |
| iv.  | Category / Sub-Category of the Company                                    | Company Limited by shares / Indian Non-Government Company                                   |
| v.   | Address of the Registered office and contact details                      | 3 <sup>rd</sup> Floor, 3/8 Hamilton House, J.N. Heradia Marg, Ballard Estate, Mumbai-400038 |
| vi.  | Whether listed company  | No  |
| vii. | Name, Address and Contact details of Registrar and Transfer Agent, if any | N. A.   |

#### II. PRINCIPAL BUSINESS ACTIVITIES OF THE COMPANY

All the business activities contributing 10 % or more of the total turnover of the company shall be stated:-

| Sr. No. | Name and Description of main products / services   | NIC Code of the Product/ service | % to total turnover of the company |
|---------|--|----------------------------------|------------------------------------|
| I       | Construction and maintenance of motorways, streets, roads, other vehicular and pedestrian ways, highways, bridges, tunnels and subways | 42101                            | 100%                               |

#### III. PARTICULARS OF HOLDING, SUBSIDIARY AND ASSOCIATE COMPANIES

| Sr. No. | Name And Address Of The Company  | CIN/GLN               | Holding/ Subsidiary /Associate | % of shares held | Applicable Section |
|---------|--|-----------------------|--------------------------------|------------------|--------------------|
| 1.      | AJR INFRA AND TOLLING LIMITED, 3 <sup>rd</sup> Floor, 3/8 Hamilton House, J.N. Heradia Marg, Ballard Estate, Mumbai-400038 | L45203MH2001PLC131728 | Holding Company                | 100%             | Section 2(46)      |

#### IV. SHARE HOLDING PATTERN (Equity Share Capital Breakup as percentage of Total Equity)



|   |   |        |        |     |   |        |        |     |   |   |
|---|---|--------|--------|-----|---|--------|--------|-----|---|---|
| (ii) Overseas   |   |        |        |     |   |        |        |     |   |   |
| b) Individuals  | - | -      | -      | -   | - | -      | -      | -   | - | - |
| (i) Individual shareholders holding nominal share capital upto Rs. 1 lakh         |   |        |        |     |   |        |        |     |   |   |
| (ii) Individual shareholders holding nominal share capital in excess of Rs 1 lakh |   |        |        |     |   |        |        |     |   |   |
| c) Others (Specify)   | - | -      | -      | -   | - | -      | -      | -   | - | - |
| Sub-total (B)(2)  | - | -      | -      | -   | - | -      | -      | -   | - | - |
| <b>Total Public Shareholding (B)=(B)(1)+ (B)(2)</b>                               | - | -      | -      | -   | - | -      | -      | -   | - | - |
| C. Shares held by Custodian for GDRs & ADRs                                       | - | -      | -      | -   | - | -      | -      | -   | - | - |
| <b>Grand Total (A+B+C)</b>  | - | 50,000 | 50,000 | 100 | - | 50,000 | 50,000 | 100 | - | - |

*ii. Shareholding of Promoters*

| Sr. No | Shareholder's Name            | Shareholding at the beginning of the year |                                  |  | Shareholding at the end of the year |                                  |  |   |
|--------|-------------------------------|---|----------------------------------|--|-------------------------------------|----------------------------------|--|---|
|        |                               | No. of Shares                             | % of total Shares of the company | % of Shares Pledged / encumbered to total shares | No. of Shares                       | % of total Shares of the company | % of Shares Pledged / encumbered to total shares | % change in share holding during the year |
| 1.     | AJR INFRA AND TOLLING LIMITED | 50,000                                    | 100                              | -  | 50,000                              | 100                              | -  | -   |
|        | <b>Total</b>                  | <b>50,000</b>                             | <b>100</b>                       | <b>-</b>   | <b>50,000</b>                       | <b>100</b>                       | <b>-</b>   | <b>-</b>                                  |

*iii. Change in Promoters' Shareholding (please specify, if there is no change: N.A.)*

| Sr. no |  | Shareholding at the beginning of the year |                                  | Cumulative Shareholding during the year |                                  |
|--------|--|---|----------------------------------|---|----------------------------------|
|        |  | No. of shares                             | % of total shares of the company | No. of shares                           | % of total shares of the company |
|        | At the beginning of the year   | -   | -                                | -                                       | -                                |
| -      | Date wise Increase / Decrease in Promoters Shareholding during the year specifying the reasons for | -   | -                                | -                                       | -                                |



|  |  |   |   |   |   |
|--|--|---|---|---|---|
|  | increase / decrease (e.g. allotment / transfer / bonus/ sweat equity etc): |   |   |   |   |
|  | At the End of the year   | - | - | - | - |

**iv. Shareholding Pattern of top ten Shareholders (other than Directors, Promoters and Holders of GDR and ADRs): N.A.**

| Sr. no |   | Shareholding at the beginning of the year |                                  | Cumulative Shareholding during the year |                                  |
|--------|---|---|----------------------------------|---|----------------------------------|
|        |   | No. of shares                             | % of total shares of the company | No. of shares                           | % of total shares of the company |
|        | <b>For Each of the Top 10 Shareholders</b>  |   |                                  |   |                                  |
|        | At the beginning of the year  | -   | -                                | -                                       | -                                |
|        | Date wise Increase / Decrease in Shareholding during the year specifying the reasons for increase / decrease (e.g. allotment / transfer / bonus/ sweat equity etc): | -   | -                                | -                                       | -                                |
|        | At the End of the year (or on the date of separation, if separated during the year)   | -   | -                                | -                                       | -                                |

| Sr. no |   | Shareholding at the beginning of the year |                                  | Cumulative Shareholding during the year |                                  |
|--------|---|---|----------------------------------|---|----------------------------------|
|        |   | No. of shares                             | % of total shares of the company | No. of shares                           | % of total shares of the company |
|        | <b>For Each of the Top 10 Shareholders</b>  |   |                                  |   |                                  |
|        | At the beginning of the year  | -   | -                                | -                                       | -                                |
|        | Date wise Increase / Decrease in Shareholding during the year specifying the reasons for increase / decrease (e.g. allotment / transfer / bonus/ sweat equity etc): | -   | -                                | -                                       | -                                |
|        | At the End of the year (or on the date of separation, if separated during the year)   | -   | -                                | -                                       | -                                |

**v. Shareholding of Directors and Key Managerial Personnel: N.A.**

| Sr. no |  | Shareholding at the beginning of the year |                                  | Cumulative Shareholding during the year |                                  |
|--------|--|---|----------------------------------|---|----------------------------------|
|        |  | No. of shares                             | % of total shares of the company | No. of shares                           | % of total shares of the company |
|        | <b>For Each of the Directors &amp; KMP</b> |   |                                  |   |                                  |
|        | <b>Directors</b>                           |   |                                  |   |                                  |
|        | At the beginning of the year               | -   | -                                | -                                       | -                                |
|        | Date wise Increase / Decrease in           | -   | -                                | -                                       | -                                |

|  |  |  |  |  |
|--|--|--|--|--|
| Shareholding during the year specifying the reasons for increase / decrease (e.g. allotment / transfer / bonus/ sweat equity etc): |  |  |  |  |
| At the End of the year   |  |  |  |  |

#### **V.INDEBTEDNESS**

Indebtedness of the Company including interest outstanding/accrued but not due for payment

|   | Secured Loans excluding deposits (Rs. in Lakhs) | Unsecured Loans | Deposits | Total Indebtedness (Rs. in Lakhs) |
|---|---|-----------------|----------|-----------------------------------|
| Indebtedness at the beginning of the financial year (01-Apr-2017) |   |                 |          |                                   |
| i) Principal Amount   |   |                 |          |                                   |
| ii) Interest due but not paid                                     |   | 74.10           |          | 74.10                             |
| iii) Interest accrued but not due                                 |   |                 |          |                                   |
| Total (i+ii+iii)  |   | 74.10           |          | 74.10                             |
| Change in Indebtedness during the financial year                  |   |                 |          |                                   |
| - Addition  |   |                 |          |                                   |
| - Reduction   |   |                 |          |                                   |
| Net Change  |   |                 |          |                                   |
| Indebtedness at the end of the financial year (31-Mar-2018)       |   |                 |          |                                   |
| i) Principal Amount   |   | 74.10           |          | 74.10                             |
| ii) Interest due but not paid                                     |   |                 |          |                                   |
| iii) Interest accrued but not due                                 |   |                 |          |                                   |
| Total (i+ii+iii)  |   | 74.10           |          | 74.10                             |

#### **VI. REMUNERATION OF DIRECTORS AND KEY MANAGERIAL PERSONNEL**

**A. Remuneration to Managing Director, Whole-time Directors and/or Manager: N.A.**

| Sl. No. | Particulars of Remuneration   | Name of MD/WTD/ Manager |  |  |  | Total Amount |
|---------|---|-------------------------|--|--|--|--------------|
| 1.      | Gross salary  |                         |  |  |  |              |
|         | (a) Salary as per provisions contained in section 17(1) of the Income-tax Act, 1961 |                         |  |  |  |              |
|         | (b) Value of perquisites u/s 17(2) Income-tax Act, 1961                             |                         |  |  |  |              |

|    |   |  |  |  |  |  |
|----|---|--|--|--|--|--|
|    | (c) Profits in lieu of salary under section 17(3) Income- tax Act, 1961 |  |  |  |  |  |
| 2. | Stock Option  |  |  |  |  |  |
| 3. | Sweat Equity  |  |  |  |  |  |
| 4. | Commission<br>- as % of profit<br>- others, specify...                  |  |  |  |  |  |
| 5. | Others, please specify  |  |  |  |  |  |
|    | Total (A)   |  |  |  |  |  |
|    | Ceiling as per the Act  |  |  |  |  |  |

**B. Remuneration to other directors: NIL**

| Sl. No. | Particulars of Remuneration  | Name of Directors |  |  |  | Total Amount |
|---------|--|-------------------|--|--|--|--------------|
|         | <b>Independent Directors</b><br>· Fee for attending board committee meetings<br>· Commission<br>· Others, please specify         |                   |  |  |  |              |
|         | Total (1)  |                   |  |  |  |              |
|         | <b>Other Non-Executive Directors</b><br>· Fee for attending board committee meetings<br>· Commission<br>· Others, please specify |                   |  |  |  |              |
|         | Total (2)  |                   |  |  |  |              |
|         | Total (B)=(1+2)  |                   |  |  |  |              |
|         | Total Managerial Remuneration  |                   |  |  |  |              |
|         | Overall Ceiling as per the Act   |                   |  |  |  |              |

**C. Remuneration to Key Managerial Personnel Other Than MD /Manager /WTD: N.A.**

| Sl. no. | Particulars of Remuneration  | Key Managerial Personnel |                   |     |       |
|---------|--|--------------------------|-------------------|-----|-------|
|         |  | CBO                      | Company Secretary | CFO | Total |
| 1.      | Gross salary<br>(a) Salary as per provisions contained in section 17(1) of the Income-tax Act, 1961<br>(b) Value of perquisites u/s 17(2) Income-tax Act, 1961<br>(c) Profits in lieu of salary under section 17(3) Income-tax Act, 1961 |                          |                   |     |       |
| 2.      | Stock Option   |                          |                   |     |       |
| 3.      | Sweat Equity   |                          |                   |     |       |
| 4.      | Commission<br>- as % of profit<br>- others, specify...   |                          |                   |     |       |
| 5.      | Others, please specify   |                          |                   |     |       |
|         | Total  |                          |                   |     |       |

**VII. PENALTIES / PUNISHMENT/ COMPOUNDING OF OFFENCES: N.A.**

| Type                                | Section of the Companies Act | Brief description | Details of Penalty/ Punishment/ Compounding fees imposed | Authority [RD /NCLT/Court] | Appeal made. If any (give details) |
|-------------------------------------|------------------------------|-------------------|--|----------------------------|------------------------------------|
| <b>A. Company</b>                   |                              |                   |  |                            |                                    |
| Penalty                             |                              |                   |  |                            |                                    |
| Punishment                          |                              |                   |  |                            |                                    |
| Compounding                         |                              |                   |  |                            |                                    |
| <b>B. Directors</b>                 |                              |                   |  |                            |                                    |
| Penalty                             |                              |                   |  |                            |                                    |
| Punishment                          |                              |                   |  |                            |                                    |
| Compounding                         |                              |                   |  |                            |                                    |
| <b>C. Other Officers In Default</b> |                              |                   |  |                            |                                    |
| Penalty                             |                              |                   |  |                            |                                    |
| Punishment                          |                              |                   |  |                            |                                    |
| Compounding                         |                              |                   |  |                            |                                    |

**FOR AND ON BEHALF OF THE BOARD  
GAMMON SEAPORT INFRASTRUCTURE LIMITED**



Ravindra Desai  
Director  
DIN-07669211



Jitendra Patil  
Director  
DIN-09011804



Place : Mumbai  
Date : October 4, 2021

## **INDEPENDENT AUDITOR'S REPORT**

To  
**The Members of  
Gammon Seaport Infrastructure Limited**

### **Report on the Audit of the Standalone Financial Statements**

#### **Opinion**

We have audited the Standalone Financial Statements of Gammon Seaport Infrastructure Limited ("the Company"), which comprise the Balance Sheet as at March 31, 2021, the Statement of Profit and Loss (including Other Comprehensive Income), Statement of Changes in Equity and Statement of Cash Flows for the year then ended, and notes to the financial statements, including a summary of Significant Accounting Policies and other explanatory information (herein after referred to as "Standalone Financial Statements").

In our opinion and to the best of our information and according to the explanations given to us, the aforesaid Standalone Ind AS Financial Statements give the information required by the Act in the manner so required and give a true and fair view in conformity with the accounting principles generally accepted in India including the Ind AS under section 133, of the financial position of the Company as at March 31, 2021, its financial performance including other comprehensive income, its cash flows and the statement of changes in equity for the year ended on that date.

#### **Basis for Opinion**

We conducted our audit in accordance with the Standards on Auditing (SAs) specified under section 143(10) of the Companies Act, 2013. Our responsibilities under those Standards are further described in the Auditor's Responsibilities for the Audit of the Financial Statements section of our report. We are independent of the Company in accordance with the Code of Ethics issued by the Institute of Chartered Accountants of India together with the ethical requirements that are relevant to our audit of the Standalone Financial Statements under the provisions of the Companies Act, 2013 and the Rules thereunder, and we have fulfilled our other ethical responsibilities in accordance with these requirements and the Code of Ethics. We believe that the audit evidence we have obtained is sufficient and appropriate to provide a basis for our Opinion.

### **Key Audit Matters**

Key audit matters are those matters that, in our professional judgment, were of most significance in our audit of the standalone financial statements of the current period. These matters were addressed in the context of our audit of the standalone financial statements as a whole, and in forming our opinion thereon, and we do not provide a separate opinion on these matters.

### **Other Information**

The Company's Board of Directors is responsible for the preparation of the Other Information. The "Other Information" comprises the information included in the Management Discussion and Analysis, Board's Report including Annexures to Board's Report, Business Responsibility Report, Corporate Governance and Shareholder's Information, but does not include the Standalone Financial Statements and our Independent Auditors' Report thereon. The Other Information as aforesaid is expected to be made available to us after the date of this Auditor's Report.

Our opinion on the Standalone Financial Statements does not cover the Other Information and we do not and will not express any form of assurance or conclusion thereon.

In connection with our audit of the Standalone Financial Statements, our responsibility is to read the Other Information identified above and, in doing so, consider whether the Other Information is materially inconsistent with the standalone financial statements or our knowledge obtained in the audit, or otherwise appears to be materially misstated.

When we read the "Other Information" which will be made available to us after the date of this report, if we conclude that there is a material misstatement therein, we are required to communicate the matter to those charged with governance and take appropriate actions in accordance with the Standards on Auditing.

### **Responsibilities of Management and those Charged with Governance for the Standalone Financial Statements**

The Company's Board of Directors is responsible for the matters stated in section 134(5) of the Companies Act, 2013 ("the Act") with respect to the preparation of these Standalone Financial Statements that give a true and fair view of the financial position, financial performance, changes in equity and cash flows of the Company in accordance with the accounting principles generally accepted in India, including the accounting standards specified under section 133 of the Act. This responsibility also includes maintenance of adequate accounting records in accordance with the provisions of the Act for safeguarding of the assets of the Company and for preventing and detecting frauds and other irregularities; selection and application of appropriate accounting policies; making judgments and estimates that are reasonable and prudent; and design, implementation and maintenance of adequate internal financial controls, that were operating effectively for ensuring the accuracy

and completeness of the accounting records, relevant to the preparation and presentation of the financial statements that give a true and fair view and are free from material misstatement, whether due to fraud or error.

In preparing the standalone financial statements, management is responsible for assessing the Company's ability to continue as a going concern, disclosing, as applicable, matters related to going concern and using the going concern basis of accounting unless management either intends to liquidate the Company or to cease operations, or has no realistic alternative but to do so.

The Board of Directors is also responsible for overseeing the Company's financial reporting process.

### **Auditor's Responsibilities for the Audit of the Standalone Financial Statements**

Our objectives are to obtain reasonable assurance about whether the standalone financial statements as a whole are free from material misstatement, whether due to fraud or error, and to issue an auditor's report that includes our opinion. Reasonable assurance is a high level of assurance, but is not a guarantee that an audit conducted in accordance with SAs will always detect a material misstatement when it exists. Misstatements can arise from fraud or error and are considered material if, individually or in the aggregate, they could reasonably be expected to influence the economic decisions of users taken on the basis of these standalone financial statements.

As part of an audit in accordance with SAs, we exercise professional judgment and maintain professional skepticism throughout the audit we also:

1. Identify and assess the risks of material misstatement of the standalone financial statements, whether due to fraud or error, design and perform audit procedures responsive to those risks, and obtain audit evidence that is sufficient and appropriate to provide a basis for our opinion. The risk of not detecting a material misstatement resulting from fraud is higher than for one resulting from error, as fraud may involve collusion, forgery, intentional omissions, misrepresentations, or the override of internal control.
2. Obtain an understanding of internal control relevant to the audit in order to design audit procedures that are appropriate in the circumstances. Under section 143(3)(i) of the Companies Act, 2013, we are also responsible for expressing our opinion on whether the company has adequate internal financial controls system in place and the operating effectiveness of such controls.
3. Evaluate the appropriateness of accounting policies used and the reasonableness of accounting estimates and related disclosures made by management.
4. Conclude on the appropriateness of management's use of the going concern basis of accounting and, based on the audit evidence obtained, whether a material uncertainty exists related to events or conditions that may cast significant doubt on the Company's ability to continue as a going concern. If we conclude that a material uncertainty exists, we are required to draw attention in our auditor's report to the related disclosures in the financial statements or, if

such disclosures are inadequate, to modify our opinion. Our conclusions are based on the audit evidence obtained up to the date of our auditor's report. However, future events or conditions may cause the Company to cease to continue as a going concern.

5. Evaluate the overall presentation, structure and content of the standalone financial statements, including the disclosures, and whether the standalone financial statements represent the underlying transactions and events in a manner that achieves fair presentation.

Materiality is the magnitude of misstatements in the standalone financial statements that, individually or in aggregate, make it probable that the economic decisions of a reasonably knowledgeable user of the financial statements may be influenced. We consider quantitative materiality and qualitative factors in (i) planning the scope of our audit work and in evaluating the results of our work; and (ii) to evaluate the effect of any identified misstatements in the financial statements

We communicate with those charged with governance regarding, among other matters, the planned scope and timing of the audit and significant audit findings, including any significant deficiencies in internal control that we identify during our audit.

We also provide those charged with governance with a statement that we have complied with relevant ethical requirements regarding independence, and to communicate with them all relationships and other matters that may reasonably be thought to bear on our independence, and where applicable, related safeguards.

From the matters communicated with those charged with governance, we determine those matters that were of most significance in the audit of the financial statements of the current period and are therefore the Key Audit Matters. We describe these matters in our auditor's report unless law or regulation precludes public disclosure about the matter or when, in extremely rare circumstances, we determine that a matter should not be communicated in our report because the adverse consequences of doing so would reasonably be expected to outweigh the public interest benefits of such communication.

#### **Report on Other Legal and Regulatory Requirements**

1. As required by the Companies (Auditor's Report) Order, 2016 ("the Order"), issued by the Central Government of India in terms of sub-section (11) of section 143 of the Companies Act, 2013, we give in the attached Annexure "A" a statement on the matters specified in paragraphs 3 and 4 of the Order, to the extent applicable.
2. As required by Section 143(3) of the Act, we report that:
  - a. We have sought and obtained all the information and explanations which to the best of our knowledge and belief were necessary for the purposes of our audit.
  - b. In our opinion, proper books of account as required by law have been kept by the Company so far as it appears from our examination of those books.




**S V Yadav And Associates**  
**Chartered Accountants**

---

- c. The Balance Sheet, the Statement of Profit and Loss (including Other Comprehensive Income), the Cash Flow Statement and Statement of Changes in Equity dealt with by this Report are in agreement with the books of account.
- d. In our opinion, the aforesaid Standalone Ind AS Financial Statements comply with the Accounting Standards specified under Section 133 of the Act, read with relevant rules thereon.
- e. On the basis of the written representations received from the directors as on March 31, 2021 taken on record by the Board of Directors, none of the directors is disqualified as on March 31, 2021 from being appointed as a director in terms of Section 164 (2) of the Act.
- f. With respect to the adequacy of the internal financial controls over financial reporting of the Company and the operating effectiveness of such controls, refer to our separate Report in "Annexure B".
- g. With respect to the other matters to be included in the Auditor's Report in accordance with Rule 11 of the Companies (Audit and Auditors) Rules, 2014, in our opinion and to the best of our information and according to the explanations given to us:
  - i. The Company does not have any pending litigations as at March 31, 2021 which would impact its financial position.
  - ii. The Company did not have any long-term contracts including derivative contracts for which there were any material foreseeable losses.
  - iii. There are no amounts that are required to be transferred to the Investor Education and Protection Fund.

For S V Yadav And Associates  
Chartered Accountants  
ICAI Firm Registration No. 142624W



Venkatesh S. Yadav  
Proprietor  
M. No. 156541  
Mumbai, Dated: June 24, 2021  
UDIN - 21156541AAAAES2800



**ANNEXURE A**

**To the Independent Auditors' Report on the Standalone IND AS Financial Statements of Gammon Seaport Infrastructure Limited**

- (i) (a) The company does not have any fixed assets and hence the clause (i) (a), (b) and (c) are not applicable.
- (ii) As the company does not hold any inventory during the year, clause 3(ii) of Companies (Auditors Report) Order 2016 is not applicable to the Company.
- (iii) According to the information and explanations given to us, the Company has not granted any loans, secured or unsecured to companies, firms, Limited Liability Partnerships or other parties covered in the register maintained under Section 189 of the Companies Act, 2013. Accordingly, the provisions of clause 3(iii) (a), 3(iii) (b) and 3(iii) (c) of the Order are not applicable to the Company.
- (iv) In our opinion and according to the information and explanations given to us, the company has complied with the provisions of section 185 and 186 of the Companies Act, 2013 with respect to loans, investments, guarantees and security given by the Company.
- (v) The Company has not accepted any deposit from the public pursuant to sections 73 to 76 or any other relevant provisions of the Companies Act, 2013 and rules framed thereunder. As informed to us, there is no order that has been passed by Company Law Board or National Company Law Tribunal or Reserve Bank of India or any Court or any other Tribunal in respect of the said sections. Accordingly the provision of clause 3(v) is not applicable to the Company.
- (vi) We have broadly reviewed the books of account maintained by the Company pursuant to the rules made by the Central Government for the maintenance of cost records under Section 148(1) of the Companies Act, 2013, related to infrastructure developers business, and are of the opinion that prima facie, the specified accounts and records have been made and maintained. We have not, however, made a detailed examination of the same.
- (vii) (a) The Company is generally regular in depositing undisputed statutory dues including Provident fund, Employees State Insurance, Income Tax, Sales Tax, Service Tax, Cess, Work Contract Tax, Goods and Service Tax and other statutory dues with the appropriate authorities during the year. According to the information and explanations given to us, no undisputed amount payable in respect of the aforesaid dues were outstanding as at March 31, 2021 for a period of more than six months from the date of becoming payable.

**S V Yadav And Associates**  
**Chartered Accountants**

---


- (b) According to the information and explanations given to us, there are no dues of Income Tax or Sales Tax or Wealth Tax or Service Tax or duty of Customs or duty of Excise or Value Added Tax or Cess which have not been deposited on account of any dispute.
- (viii) According to the information and explanations given to us and based on the documents and records produced to us, the company has not defaulted in repayment of loans or borrowings to financial institutions, banks and Government and dues to debenture holders.
- (ix) The company has not raised any money by way of public issue / follow-on offer (including debt instruments) during the year. The Company has also not raised any term loans during the year. Therefore the clause 3(ix) of the Companies (Auditors Report) Order 2016 is not applicable to the Company.
- (x) According to the information and explanations given to us and to the best of our knowledge and belief no fraud by the Company or on the Company by its officers or employees has been noticed or reported during the year.
- (xi) The managerial remuneration has been paid / provided in accordance with the requisite approvals mandated by the provisions of section 197 read with schedule V to the Companies Act, 2013.
- (xii) The Company is not a Nidhi Company hence clause 3(xii) of Companies (Auditors Report) Order 2016 is not applicable to the Company.
- (xiii) In our opinion and according to the information and explanations given to us the Company's transactions with its related party are in compliance with sections 177 and 188 of the Companies Act, 2013, where applicable, and details of related party transactions have been disclosed in the IND AS financial statements, etc. as required by the applicable accounting standards.
- (xiv) The company has not made any preferential allotment / private placement of shares or fully or partly convertible debentures during the year under review and hence the clause 3(xiv) of the Companies (Auditors Report) Order, 2016 is not applicable to the Company.
- (xv) The company has not entered into any non-cash transactions with directors or persons connected with him and hence the clause 3(xv) of the Companies (Auditors Report) Order, 2016 is not applicable to the Company.

**S V Yadav And Associates**  
**Chartered Accountants**

---

- (xvi) The nature of business and the activities of the Company are such that the Company is not required to obtain registration under section 45-IA of the Reserve Bank of India Act 1934.

For S V Yadav And Associates  
Chartered Accountants  
ICAI Firm Registration No. 142624W



Venkatesh S. Yadav  
Proprietor  
M. No. 156541  
Mumbai, Dated: June 24, 2021  
UDIN - 21156541AAAAES2800



**Annexure - B**  
**To the Independent Auditors' Report on the Standalone IND AS Financial**  
**Statements of Gammon Seaport Infrastructure Limited**

**Report on the Internal Financial Controls with reference to Financial Statements under Clause (i) of Sub-section 3 of Section 143 of the Companies Act, 2013 ("the Act")**

We have audited the internal financial controls with reference to Financial Statements of Gammon Seaport Infrastructure Limited ("the Company") as of March 31, 2021 in conjunction with our audit of the Standalone Financial Statements of the Company for the year ended on that date.

**Management's Responsibility for Internal Financial Controls**

The Company's management is responsible for establishing and maintaining internal financial controls based on the internal control with reference to financial statements criteria established by the Company considering the essential components of internal control stated in the Guidance Note on Audit of Internal Financial Controls over Financial Reporting issued by the Institute of Chartered Accountants of India ('ICAI'). These responsibilities include the design, implementation and maintenance of adequate internal financial controls that were operating effectively for ensuring the orderly and efficient conduct of its business, including adherence to company's policies, the safeguarding of its assets, the prevention and detection of frauds and errors, the accuracy and completeness of the accounting records, and the timely preparation of reliable financial information, as required under the Companies Act, 2013.

**Auditors' Responsibility**

Our responsibility is to express an opinion on the Company's internal financial controls with reference to Financial Statements based on our audit. We conducted our audit in accordance with the Guidance Note on Audit of Internal Financial Controls over Financial Reporting (the "Guidance Note") and the Standards on Auditing, issued by ICAI and deemed to be prescribed under section 143(10) of the Companies Act, 2013, to the extent applicable to an audit of internal financial controls, both applicable to an audit of Internal Financial Controls and, both issued by the Institute of Chartered Accountants of India. Those Standards and the Guidance Note require that we comply with ethical requirements and plan and perform the audit to obtain reasonable assurance about whether adequate internal financial controls with reference to Financial Statements was established and maintained and if such controls operated effectively in all material respects.

Our audit involves performing procedures to obtain audit evidence about the adequacy of the internal financial controls system with reference to Financial Statements and their operating effectiveness. Our audit of internal financial controls with reference to Financial Statements included obtaining an understanding of internal financial controls with reference to Financial Statements, assessing the risk

that a material weakness exists, and testing and evaluating the design and operating effectiveness of internal control based on the assessed risk. The procedures selected depend on the auditor's judgment, including the assessment of the risks of material misstatement of the financial statements, whether due to fraud or error.

We believe that the audit evidence we have obtained is sufficient and appropriate to provide a basis for our audit opinion on the Company's internal financial controls system with reference to Financial Statements.

#### **Meaning of Internal Financial Controls with reference to Financial Statements**

A company's internal financial control with reference to Financial Statements is a process designed to provide reasonable assurance regarding the reliability of financial reporting and the preparation of financial statements for external purposes in accordance with generally accepted accounting principles. A company's internal financial control with reference to Financial Statements includes those policies and procedures that (1) pertain to the maintenance of records that, in reasonable detail, accurately and fairly reflect the transactions and dispositions of the assets of the company; (2) provide reasonable assurance that transactions are recorded as necessary to permit preparation of financial statements in accordance with generally accepted accounting principles, and that receipts and expenditures of the company are being made only in accordance with authorisations of management and directors of the company; and (3) provide reasonable assurance regarding prevention or timely detection of unauthorised acquisition, use, or disposition of the company's assets that could have a material effect on the financial statements.

#### **Inherent Limitations of Internal Financial Controls with reference to Financial Statements.**

Because of the inherent limitations of Financial controls with reference to Financial Statements, including the possibility of collusion or improper management override of controls, material misstatements due to error or fraud may occur and not be detected. Also, projections of any evaluation of the internal financial controls with reference to Financial Statements to future periods are subject to the risk that the internal financial control with reference to Financial Statements may become inadequate because of changes in conditions, or that the degree of compliance with the policies or procedures may deteriorate.


**S V Yadav And Associates**  
**Chartered Accountants**

---

**Opinion**

In our opinion, the Company has, in all material respects, an adequate internal financial controls system with reference to Financial Statements and such internal financial controls with reference to financial statements were operating effectively as at March 31, 2021, based on the internal control over financial reporting criteria established by the Company considering the essential components of internal control stated in the Guidance Note on Audit of Internal Financial Controls Over Financial Reporting issued by the Institute of Chartered Accountants of India.

For S V Yadav And Associates  
Chartered Accountants  
ICAI Firm Registration No. 142624W



Venkatesh S. Yadav  
Proprietor  
M. No. 156541  
Mumbai, Dated: June 24, 2021  
UDIN - 21156541AAAES2800



**GAMMON SEAPORT INFRASTRUCTURE LIMITED**  
**CIN NO. U74990MH2009PLC194663**  
**BALANCE SHEET AS AT MARCH 31, 2021**  
 (All amounts are Rs in thousands unless otherwise stated)

| Particulars                              | Notes | As at March 2021 | As at March 2020 |
|--|-------|------------------|------------------|
| <b>Assets</b>                            |       |                  |                  |
| <b>Non-current assets</b>                |       |                  |                  |
| Property, plant & equipment              |       | -                | -                |
| Intangible assets under development      |       | -                | -                |
| <b>Financial assets</b>                  |       |                  |                  |
| Investments                              |       | -                | -                |
| Loans                                    | 3     | -                | -                |
| Others                                   |       | -                | -                |
| Advance tax (net)                        |       | -                | -                |
| <b>Current assets</b>                    |       |                  |                  |
| <b>Financials assets</b>                 |       |                  |                  |
| Loans                                    |       | -                | -                |
| Trade receivables                        |       | -                | -                |
| Cash and cash equivalents                | 4     | 11.68            | 11.77            |
| Prepaid                                  |       | -                | -                |
| Others                                   |       | -                | -                |
| <b>Total assets</b>                      |       | <b>11.68</b>     | <b>11.77</b>     |
| <b>Equity and liabilities</b>            |       |                  |                  |
| <b>Equity</b>                            |       |                  |                  |
| Equity share capital                     | 5     | 500.00           | 500.00           |
| <b>Other equity</b>                      |       |                  |                  |
| Retained earning                         | 5a    | (7,975.31)       | (7,959.69)       |
| <b>Non current liabilities</b>           |       |                  |                  |
| <b>Financial liabilities</b>             |       |                  |                  |
| Borrowings                               | 6     | 7,410.00         | 7,410.00         |
| Long term provisions                     |       | -                | -                |
| Deferred tax liabilities (net)           |       | -                | -                |
| Other non current liabilities            |       | -                | -                |
|  |       | <b>7,410.00</b>  | <b>7,410.00</b>  |
| <b>Current liabilities</b>               |       |                  |                  |
| <b>Borrowings</b>                        |       |                  |                  |
| Trade payables                           |       | -                | -                |
| Other current financial liabilities      | 7     | 76.99            | 61.46            |
| <b>Liabilities for current tax (net)</b> |       |                  |                  |
| Provisions                               |       | -                | -                |
|  |       | <b>76.99</b>     | <b>61.46</b>     |
| <b>Total liabilities</b>                 |       | <b>7,486.99</b>  | <b>7,471.46</b>  |
| <b>Total equity &amp; liabilities</b>    |       | <b>11.68</b>     | <b>11.77</b>     |

Summary of significant accounting policies 2.1

The accompanying notes are an integral part of the financial statements.

As per our report of even date

For S V Yadav And Associates  
 Chartered Accountants  
 ICAI Firm Registration No. : 142624W

Venkatesh S. Yadav  
 Proprietor  
 Membership No. : 156541

Place: Mumbai  
 Date: 24 JUN 2021



For and behalf of the Board of Directors of  
 Gammon Seaport Infrastructure Limited

Director  
 Ravindra Desai  
 DIN No. 07669211

Director  
 JITENDRA PATIL  
 DIN No. 09011804



*[Handwritten signature]*



**GAMMON SEAPORT INFRASTRUCTURE LIMITED**  
**CIN NO. U74990MH2009PLC194663**  
**STATEMENT OF PROFIT AND LOSS FOR THE YEAR ENDED MARCH 31, 2021**  
 (All amounts are Rs in thousands unless otherwise stated)


| Particulars  | Notes | Year ended<br>March 31, 2021 | Year ended<br>March 31, 2020 |
|--|-------|------------------------------|------------------------------|
| <b>Income</b>  |       |                              |                              |
| Revenue from operations  |       | -                            | -                            |
| Other operating income   |       | -                            | -                            |
| Other income   |       | -                            | -                            |
| <b>Total income (A)</b>  |       | <b>-</b>                     | <b>-</b>                     |
| <b>Expenses</b>  |       |                              |                              |
| Operating and Maintenance Expenses   |       | -                            | -                            |
| Personnel Expenses   |       | -                            | -                            |
| Other Expenses   | 8     | 15.62                        | 7,514.82                     |
| <b>Total Expenses (B)</b>  |       | <b>15.62</b>                 | <b>7,514.82</b>              |
| <b>Earnings before interest, tax, depreciation and<br/>amortisation (EBITDA) (A - B)</b> |       | <b>(15.62)</b>               | <b>(7,514.82)</b>            |
| Depreciation and amortisation  |       | -                            | -                            |
| Finance costs  |       | -                            | -                            |
| <b>Profit/(Loss) before tax</b>  |       | <b>(15.62)</b>               | <b>(7,514.82)</b>            |
| Tax expenses   |       | -                            | -                            |
| Current Tax  |       | -                            | -                            |
| Deferred Tax   |       | -                            | -                            |
| Excess Tax paid for earlier years  |       | -                            | -                            |
| <b>Total tax expense</b>   |       | <b>-</b>                     | <b>-</b>                     |
| <b>Profit/(Loss) for the period</b>  |       | <b>(15.62)</b>               | <b>(7,514.82)</b>            |
| <b>Earnings per equity share ('EPS')</b>   |       |                              |                              |
| Basic  | 9     | (0.31)                       | (150.30)                     |
| Diluted  |       | (0.31)                       | (150.30)                     |

Summary of significant accounting policies 2.1

The accompanying notes are an integral part of the financial statements.

As per our report of even date

For S V Yadav And Associates  
 Chartered Accountants  
 ICAI Firm Registration No. - 142624W



Venkatesh S. Yadav  
 Proprietor  
 Membership No. : 156541

Place: Mumbai

Date :

24 JUN 2021



For and behalf of the Board of Directors of  
 Gammon Seaport Infrastructure Limited




Director  
 Ravindra Desai  
 DIN No. 07669211



Director  
 JITENDRA PATIL  
 DIN No. 09011804



**GAMMON SEAPORT INFRASTRUCTURE LIMITED**  
**CIN NO. U74990MH2009PLC194663**  
**CASH FLOW STATEMENT FOR THE YEAR ENDED MARCH 31, 2021**  
 (All amounts are Rs in thousands unless otherwise stated)

|   | Year ended<br>March 31, 2021 | Year ended<br>March 31, 2020 |
|---|------------------------------|------------------------------|
| <b>A. CASH FLOW FROM OPERATING ACTIVITIES :</b>             |                              |                              |
| Net Profit before Tax                                       | (15.62)                      | (7,514.82)                   |
| Non cash adjustments for :                                  |                              |                              |
| Interest expense  |                              |                              |
| Interest income   |                              |                              |
| Investments written off                                     | -                            | -                            |
| Balances written off  | -                            | 7,500.00                     |
| Operating profit before working capital changes             | <b>(15.62)</b>               | <b>(14.82)</b>               |
| Movements in working capital :                              |                              |                              |
| Increase/(decrease) in trade payables and other liabilities | 15.53                        | 12.93                        |
| Decrease / (increase) in trade and other receivables        | -                            | -                            |
| <b>Cash (used in) / generated from the operations</b>       | <b>(0.09)</b>                | <b>(1.89)</b>                |
| Direct Taxes paid   | -                            | -                            |
| <b>Net Cash (used in) / generated from the operations</b>   | <b>(0.09)</b>                | <b>(1.89)</b>                |
| <b>B. CASH FLOW FROM INVESTMENT ACTIVITIES :</b>            |                              |                              |
| Purchase of non current investments                         | -                            | -                            |
| Payments towards inter corporate deposits                   | -                            | -                            |
| Refund of payments towards inter corporate deposits         | -                            | -                            |
| Interest received   | -                            | -                            |
| Payments towards preliminary expenses                       | -                            | -                            |
| <b>Net Cash (used in)/from investment activities</b>        | <b>-</b>                     | <b>-</b>                     |
| <b>C. CASH FLOW FROM FINANCING ACTIVITIES :</b>             |                              |                              |
| Proceeds from issuance of share capital                     | -                            | -                            |
| Proceeds for short term borrowings                          | -                            | -                            |
| Advances granted  | -                            | -                            |
| Repayment of borrowings                                     | -                            | -                            |
| Interest paid   | -                            | -                            |
| Proceeds for short term borrowings                          | -                            | -                            |
| <b>Net Cash (used in)/from financing activities</b>         | <b>-</b>                     | <b>-</b>                     |
| <b>NET DECREASE IN CASH AND CASH EQUIVALENTS</b>            | <b>(0.09)</b>                | <b>(1.89)</b>                |
| Closing Balance of Cash and Cash Equivalents                | 11.68                        | 11.77                        |
| Opening Balance of Cash and Cash Equivalents                | 11.77                        | 13.66                        |
| <b>NET DECREASE IN CASH AND CASH EQUIVALENTS</b>            | <b>(0.09)</b>                | <b>(1.89)</b>                |
| <b>Components of Cash and Cash Equivalents</b>              |                              |                              |
| Cash and Cheques on hand                                    |                              |                              |
| With Banks :  |                              |                              |
| - On Current Account  | 11.68                        | 11.77                        |
| - On Deposit Account  | -                            | -                            |
| <b>Total Components of Cash and Cash Equivalents</b>        | <b>11.68</b>                 | <b>11.77</b>                 |
| Less : Fixed Deposits with Banks above 90 days              | -                            | -                            |
|   | <b>11.68</b>                 | <b>11.77</b>                 |

Note : Figures in brackets denote outflows.

Summary of significant accounting policies

As per our report of even date

For S V Yadav And Associates  
 Chartered Accountants  
 ICAI Firm Registration No. - 142824W

Venkatesh S.Yadav  
 Proprietor  
 Membership No. : 156541

Place: Mumbai  
 Date :

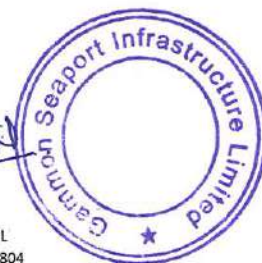
**24 JUN 2021**



For and on behalf of the Board of Directors of  
 Gammon Seaport Infrastructure Limited

Director  
 Ravindra Desai  
 DIN No. 07669211

Director  
 JITENDRA PATIL  
 DIN No. 09011804



GAMMON SEAPORT INFRASTRUCTURE LIMITED

CIN NO. U74990MH2009PLC194663

SUMMARY OF SIGNIFICANT ACCOUNTING POLICIES AND OTHER EXPLANATORY INFORMATION TO  
FINANCIAL STATEMENTS FOR THE PERIOD FROM APRIL 1, 2020 TO MARCH 31, 2021

1 Corporate profile

Gammon Seaport Infrastructure Limited ('GSIL') is incorporated under the Companies Act, 1956, on 5th August, 2009, as a subsidiary of Gammon Infrastructure Projects Limited to provide, develop, own, maintain, operate, instruct, execute, carry out, improve, construct, repair, work, administer, manage, control, transfer on a build, operate and transfer (BOT) or build, own, operate and transfer (BOOT) or build, operate, lease and transfer (BOLT) or financial participation any infrastructure facilities in water transport sector in relation to ports, harbour, berths, water-ways etc. and to carry on every kind of port management activity and to make tender, apply or bid to acquire either directly or through any subsidiary or group company, and to carry out the business on contractual basis, assign, convey, transfer, lease, auction, sell any right or income accruing or occurring from such infrastructure projects undertaken by the Company.

2 Basis of preparation

The Financial Statements of the Company have been prepared to comply in all material respects with the notified Accounting Standards under Rule 7 of the Companies (Accounts) Rules, 2014 and the relevant provisions of the Companies Act, 2013 with respect to the Financial Statements. The Financial Statements have been prepared under the historical cost convention, on an accrual basis of accounting.

**Note of current / non-current disclosure:**

The classification of assets and liabilities of the Company is done into current and non-current based on the operating cycle of the business of the Company. The operating cycle of the business of the Company is less than twelve months and therefore all current and non-current classifications are done based on the status of reliability and expected settlement of the respective asset and liability within a period of twelve months from the reporting date.

The accounting policies adopted in the preparation of the financial statements are consistent with those used in the previous year, except for the change in the accounting policy explained below.

2.1 Summary of significant accounting policies

a. Use of estimates

The preparation of financial statements in conformity with Indian GAAP requires management to make judgements, estimates and assumptions that affect the reported amounts of revenues, expenses, assets and liabilities and disclosure of contingent liabilities at the end of the reporting period. Although these estimates are based upon management's best knowledge of current events and actions, uncertainty about these assumptions and estimates could result in the outcomes requiring material adjustment to the carrying amounts of assets or liabilities in future periods.

b. Provision for tax

Tax expense comprises of current and deferred tax. Current income tax is measured at the amount expected to be paid to the tax authorities in accordance with the Income Tax Act, 1961 enacted in India.

Deferred income taxes reflects the impact of current year timing differences between taxable income and accounting income for the year and reversal of timing differences of earlier years. Deferred tax is measured based on the tax rates and the tax laws enacted or substantively enacted at the balance sheet date. Deferred tax assets and deferred tax liabilities are offset, if a legally enforceable right exists to set-off current tax assets against current tax liabilities and the deferred tax assets and the deferred tax liabilities related to the taxes on income levied by same governing taxation laws. Deferred tax assets are recognised only to the extent that there is reasonable certainty that sufficient future taxable income will be available against which such deferred tax assets can be realised. In situations where the Company has absorbed depreciation or carry forward tax losses, all deferred tax assets are recognised only if there is virtual certainty supported by convincing evidence that they can be realised against future taxable profits.



**c. Tangible fixed assets**

Tangible fixed assets are stated at cost net of accumulated depreciation and accumulated impairment losses, if any. Cost comprises the purchase price and any attributable cost of bringing the asset to its working condition of its intended use. The costs comprises of the purchase price, borrowings costs if capitalisation criteria are met and directly attributable costs of bringing the asset to its working condition for the intended use. Any trade discounts and rebates are deducted in arriving at the cost of the tangible fixed asset. Any subsequent expenses related to a tangible fixed asset is added to its book value only if it increases the future benefits from the existing asset beyond its previously assessed standard of performance. All other day to day repairs and maintenance expenditure and the cost of replacing parts, are charged to the statement of profit and loss for the period during which such expenses are incurred.

Depreciation on tangible fixed assets is provided on the Straight Line Method over the useful lives of the assets estimated by the Management and as laid down in Schedule II of the Companies Act, 2013. Depreciation for assets purchased/sold during a period is proportionately charged.

Gains or losses arising from derecognition of tangible fixed assets are measured as the difference between the net disposal proceeds and the carrying amount of the asset and are recognised in the statement of profit and loss when the asset is derecognised.

**d. Intangible assets**

Intangible assets are stated at cost of construction less accumulated amortised amount and accumulated impairment losses, if any. Costs include direct costs of construction of the project road and costs incidental and related to the construction activity. Costs incidental to the construction activity, including financing costs on borrowings attributable to construction of the project road, have been capitalised to the project road till the date of completion of construction.

Self constructed intangible assets are amortised on a straight line basis, from the date they are put to use, over the balance period of the Contract from the date the said asset was put to use. The amortisation period and the amortisation method are reviewed at each financial year end.

Gains or losses arising from derecognition of an intangible asset are measured as the difference between the net disposal proceeds and the carrying amount of the asset and are recognised in the statement of profit and loss when the asset is derecognised.

**e. Impairment**

The carrying amounts of assets including goodwill, are reviewed at each balance sheet date if there is any indication of impairment based on internal/external factors. An impairment loss is recognized wherever the carrying amount of an asset exceeds its recoverable amount. The recoverable amount is the greater of the asset's net selling price and value in use. In assessing value in use, the estimated future cash flows are discounted to their present value at the weighted average cost of capital. After impairment, the asset is depreciated or amortised on the revised carrying amount of the asset over its remaining useful life.

**f. Investments**

Investments that are readily realisable and intended to be held for not more than a year are classified as current investments. All other investments are classified as long-term investments. investments.

On initial recognition, all investments are measured at costs. The cost comprises purchase price and directly attributable acquisition charges such as brokerage, fees and duties.

Current investments are carried in the financial statements at lower of cost and fair value determined on an individual investment basis. Long-term investments are carried at cost. However, provision for diminution in value is made to recognise a decline other than temporary in the value of long term

On disposal of an investment, the difference between the carrying amount and the net disposal proceeds is charged to the statement of profit and loss.



**g. Borrowing costs**

Borrowing costs that are directly attributable to the acquisition, construction or production of an asset that takes a substantial period of time to get ready for its intended use are capitalized. Other borrowing costs are recognised as expenditure in the period in which they are incurred.

**h. Earnings per share**

Basic and diluted earnings per share are calculated by dividing the net profit or loss for the period attributable to equity shareholders by the weighted average number of equity shares outstanding during the period.

For the purpose of calculating diluted earnings per share, the net profit or loss for the period attributable to equity shareholders and the weighted average number of shares outstanding during the period are adjusted for the effects of all dilutive potential equity shares.

**i. Segment reporting**

Business segments have been identified on the basis of the nature of services, the risk return profile of individual business, the organizational structure and the internal reporting system of the Company.

**j. Cash and cash equivalents**

Cash and cash equivalents comprise of cash at bank and in hand and short-term investments with an original maturity of three months or less.

**k. Provision, Contingent Assets and Contingent Liability**

A provision is recognised when an enterprise has a present obligation as a result of past event; it is probable that an outflow of resources will be required to settle the obligation, in respect of which a reliable estimate can be made. Provisions are not discounted to its present value and are determined based on best estimate required to settle the obligation at the balance sheet date. These are reviewed at each balance sheet date and adjusted to reflect the current best estimates. Contingent Liabilities are not recognised but disclosed in notes to accounts.

Contingent assets are neither recognised nor recorded in financial statements.

A contingent liability is a possible obligation that arises from past events whose existence will be confirmed by the occurrence or non-occurrence of one or more uncertain events beyond the control of the Company or a present obligation that is not recognised because it is not probable that an outflow of resources will be required to settle an obligation. A contingent liability also arises in extremely rare cases where there is a liability that cannot be recognised because it cannot be measured reliably. The Company does not recognise a contingent liability but discloses its existence in the financial statements.

**l. Measurement of EBITDA**

The Company measures EBITDA on the basis of profit/(loss) from continuing operations. In the measurement, the Company does not include depreciation and amortisation expense, finance costs and tax expense.



*(This space has been intentionally left blank)*

**GAMMON SEAPORT INFRASTRUCTURE LIMITED**  
**CIN NO. U74990MH2009PLC194663**  
**SUMMARY OF SIGNIFICANT ACCOUNTING POLICIES AND OTHER EXPLANATORY INFORMATION TO**  
**FINANCIAL STATEMENTS FOR THE YEAR ENDED MARCH 31, 2021**  
 (All amounts are Rs in thousands unless otherwise stated)

|  | 31st March 2021 | 31st March 2020 |
|--|-----------------|-----------------|
| <b>3 Loans</b>                           |                 |                 |
| D Thakkar Constructions Private Limited* | 7,500.00        | 7,500.00        |
| Less - Provision for doubtful asset      | (7,500.00)      | (7,500.00)      |
| <b>Total</b>                             | -               | -               |
| * Balance is subject to confirmation     |                 |                 |

|  | 31st March 2021 | 31st March 2020 |
|--|-----------------|-----------------|
| <b>4 Cash and cash equivalent</b>                    |                 |                 |
| Balances with banks                                  |                 |                 |
| - on current account                                 | 11.68           | 11.77           |
| Deposit with original maturity of less than 3 months |                 |                 |
| Cash on hand   |                 |                 |
|  | <b>11.68</b>    | <b>11.77</b>    |

|  | Equity shares |        |
|--|---------------|--------|
|  | No's          | In Rs  |
| <b>5 Share capital</b>   |               |        |
| <b>Authorised share capital</b>                                |               |        |
| At 31st March 2020   | 50,000        | 500.00 |
| At 31st March 2021   | 50,000        | 500.00 |
| <b>Issued equity capital</b>                                   |               |        |
| Equity shares of Rs 10 each issued, subscribed and fully paid. |               |        |
| At 31st March 2020   | 50,000        | 500.00 |
| At 31st March 2021   | 50,000        | 500.00 |

|  | 31st March 2021 | 31st March 2020 |
|--|-----------------|-----------------|
| <b>a) Shares held by holding Company</b> |                 |                 |
| Gammon Infrastructure Projects Limited   | 500.00          | 500.00          |

|   | As at<br>31st March 2020 and 2021 |               |
|---|-----------------------------------|---------------|
|   | Numbers                           | Rupees        |
| <b>b) Reconciliation of the number of equity shares outstanding at the beginning and at the end of the reporting period</b> |                                   |               |
| At the beginning of the period  | 50,000                            | 500.00        |
| Allotted to promoter companies  | -                                 | -             |
| <b>Outstanding at the end of the period</b>   | <b>50,000</b>                     | <b>500.00</b> |

**c) Terms/rights attached to equity shares**

The Company has only one class of shares referred to as equity shares having a par value of Rs. 10 per share. Each holder of equity shares is entitled to one vote per share. In the event of liquidation of the Company, the holders of the equity shares will be entitled to receive remaining assets of the Company. The distribution will be in proportion to the number of equity shares held by the shareholders.

|  | As at<br>31st March 2020 and 2021 |           |
|--|-----------------------------------|-----------|
|  | No's                              | % holding |
| <b>d) Details of shareholding more than 5% shares in the Company</b> |                                   |           |
| Gammon Infrastructure Projects Limited                               | 50,000                            | 100%      |

As per the records of the Company, including its register of shareholders/members and other declarations received from shareholders regarding beneficial interest, the above shareholding represents both legal and beneficial ownerships of the shares.



5a Other Equity

Retained earning  
Particulars

31st March 2021

31st March 2020

Surplus / (deficit) in the statement of Profit and Loss

Balance as per the last financials

(7,959.69)

(444.86)

Add : Profit /(Loss) for the period

(15.62)

(7,514.82)

**(7,975.31)**

**(7,959.69)**

Total reserves and surplus

**(7,975.31)**

**(7,959.69)**

6 Financial Liabilities - Borrowings

ICD from Gammon Infrastructure Private Limited  
(The said ICD is interest free and repayable on  
demand

7,410.00

7,410.00

**7,410.00**

**7,410.00**

7 Other payables

Dues to related party, Gammon Infrastructure Projects Ltd

56.66

43.93

Other liabilities

20.33

17.53

**76.99**

**61.46**



**GAMMON SEAPORT INFRASTRUCTURE LIMITED**  
**CIN NO. U74990MH2009PLC194663**  
**SUMMARY OF SIGNIFICANT ACCOUNTING POLICIES AND OTHER EXPLANATORY INFORMATION TO**  
**FINANCIAL STATEMENTS FOR THE YEAR ENDED MARCH 31, 2021**  
 (All amounts are Rs in thousands unless otherwise stated)

| 8 Other expenses                    | Year ended<br>March 31, 2021<br>Rupees | Year ended<br>March 31, 2020<br>Rupees |
|-------------------------------------|--|--|
| <b>Particulars</b>                  |  |  |
| Filing fees                         | 5.50                                   | 4.67                                   |
| Bank charges                        | 0.09                                   | 0.12                                   |
| Provision for doubtful assets       | -                                      | 7,500.00                               |
| Payment to Auditor :                |  |  |
| as statutory auditor for audit fees | 10.03                                  | 10.03                                  |
| Investments written off             | -                                      | -                                      |
| <b>Total other expenses</b>         | <b>15.62</b>                           | <b>7,514.82</b>                        |

**9 Earnings per Share (EPS)**

The following reflects the profit and equity share data used in the basic and diluted EPS computation.

| Particulars  | Year ended<br>March 31, 2021<br>Rupees | Year ended<br>March 31, 2020<br>Rupees |
|--|--|--|
| Profit after tax (PAT)                                     | (15.62)                                | (7,514.82)                             |
| Outstanding equity shares at the end of the period         | 50,000                                 | 50,000                                 |
| Weighted average number of equity shares in calculated EPS | 50,000                                 | 50,000                                 |
| Nominal value of equity shares (Rs. per share)             | 10                                     | 10                                     |
| Basic EPS  | (0.31)                                 | (150.30)                               |
| Diluted EPS  | (0.31)                                 | (150.30)                               |

**10 Related party transactions**

a) Names of the related parties and related party relationships

List of related parties where control exists and parties with whom transactions have taken place :

- Gammon Infrastructure Projects Ltd.

b) Related party transactions

| Transactions   | Entities where control exists |
|--|-------------------------------|
| Expenses incurred on our behalf by :<br>Gammon Infrastructure Projects Ltd.            | 12.73<br>(13.83)              |
| Inter-corporate borrowings payable:<br>Gammon Infrastructure Projects Ltd.             | 7,410.00<br>(7,410.00)        |
| Outstanding Loan and interest balance payable :<br>Gammon Infrastructure Projects Ltd. | 56.66<br>(43.93)              |

(Previous period's figure in brackets)

**11 Contingent Liabilities**

There are no contingent liabilities as at March 31, 2021 and March 31, 2020.

- 12** In the opinion of the management, accounts receivables and Loans and advances have a realizable value in the ordinary course of business not less than the amount at which they are stated in the balance sheet and provision for all known liabilities and doubtful assets have been made.





**13 Segmental reporting**

The Company's operations constitutes a single business segment namely "Infrastructure Development" as per INDAS 108. Further, the Company's operations are within single geographical segment which is India. As such, there is no separate reportable segment under Ind AS - 108 on Operating Segments.

**14 Details of dues to micro and small enterprises as defined under the MSMED Act, 2006**

As per the information available with the Company, there are no Micro, Small, and Medium Enterprises, as defined in the Micro, Small, and Medium Enterprises Development Act, 2006, to whom the Company owes dues on account of principal or interest.

The above information regarding Micro, Small, and Medium Enterprises has been determined to the extent such parties have been identified on the basis of information available with the Company. This has been relied upon by the auditors.

**15 The capital commitment as at March 31, 2021 and March 31, 2020 is Rs. Nil**

**16 Previous year figures**

Prior period figures have been regrouped / reclassified wherever necessary. Current period's figures are for the period from April 1, 2020 to March 31 2021, and that of previous period are for the period from April 1, 2019 to March 31 2020.

As per our report of even date

For S V Yadav And Associates  
Chartered Accountants  
ICAI Firm Registration No. 142624W



Venkatesh S. Yadav  
Proprietor  
Membership No. : 156541

Place: Mumbai  
Date :

24 JUN 2021



For and behalf of the  
Gammon Seaport Infrastructure Limited

Director  
Ravindra Desai  
DIN No. 07669211



Director  
JITENDRA PATIL  
DIN No. 09011804

